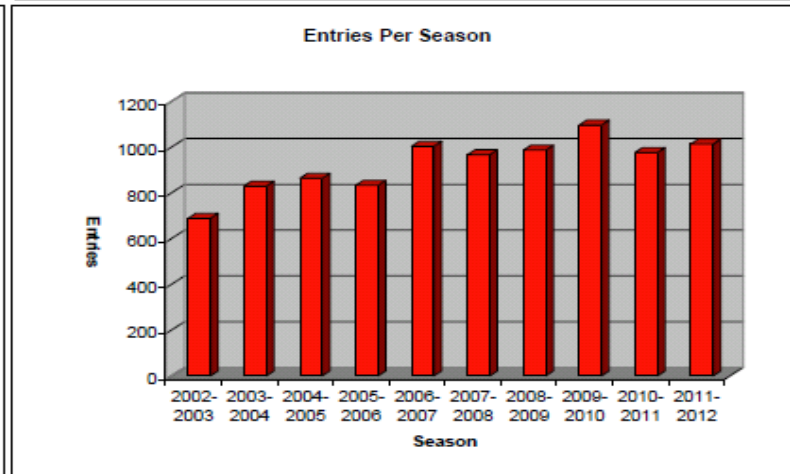
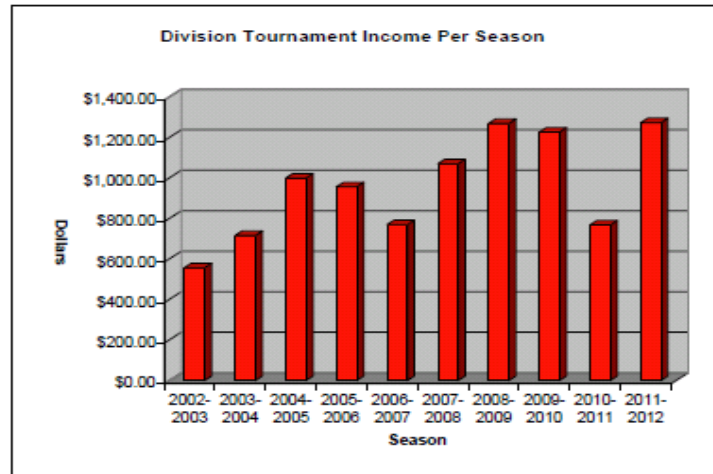
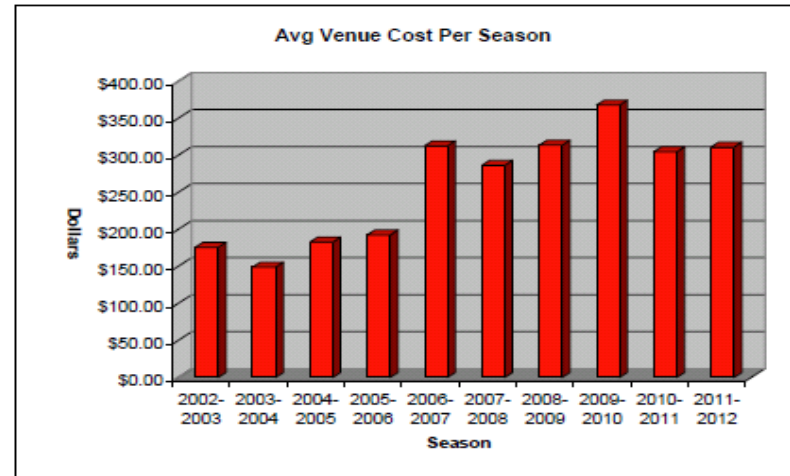


## GMD Treasurer's Report for the 2011/2012 season

### Tournament Summary

- The average venue cost and total number of entries has remained roughly constant for the last five years.
- The division tournament income reached a record high this year (beat our previous record by \$4).

| Season    | Num Free<br>Venus | Num Paid<br>Venus | Average<br>Venue Cost | Entries | Div<br>Tournament<br>Income |
|-----------|-------------------|-------------------|-----------------------|---------|-----------------------------|
| 2002-2003 | 5                 | 9                 | \$175.86              | 689     | \$557.45                    |
| 2003-2004 | 4                 | 11                | \$149.09              | 830     | \$716.53                    |
| 2004-2005 | 4                 | 7                 | \$182.86              | 864     | \$1,000.43                  |
| 2005-2006 | 4                 | 9                 | \$192.50              | 833     | \$956.90                    |
| 2006-2007 | 6                 | 10                | \$312.78              | 1004    | \$770.26                    |
| 2007-2008 | 5                 | 9                 | \$286.58              | 967     | \$1,070.89                  |
| 2008-2009 | 4                 | 8                 | \$313.66              | 987     | \$1,269.87                  |
| 2009-2010 | 3                 | 10                | \$367.78              | 1097    | \$1,226.53                  |
| 2010-2011 | 2                 | 10                | \$304.75              | 977     | \$768.01                    |
| 2011-2012 | 2                 | 10                | \$311.15              | 1014    | \$1,273.35                  |



- Most tournaments were financially successful for the division with the exception of the Junior Olympic Qualifiers.

The GMD account balance has increased by \$780 over the past year.

| Cash Flow                   |                         |
|-----------------------------|-------------------------|
| 7/31/2011 through 7/31/2012 |                         |
| Category Description        | 7/31/2011-<br>7/31/2012 |
| <b>INFLOWS</b>              |                         |
| Awards                      | 382.00                  |
| Entry fees                  | 1,339.55                |
| T-Shirts & Patches          | 25.00                   |
| <b>TOTAL INFLOWS</b>        | <b>1,746.55</b>         |
| <b>OUTFLOWS</b>             |                         |
| Equipment                   |                         |
| Repairs                     | 50.00                   |
| <b>TOTAL Equipment</b>      | <b>50.00</b>            |
| Insurance                   | 0.00                    |
| Purchase Awards             | 707.30                  |
| Referee Course              | 175.00                  |
| Supplies, Bus               | 34.04                   |
| <b>TOTAL OUTFLOWS</b>       | <b>966.34</b>           |
| <b>OVERALL TOTAL</b>        | <b>780.21</b>           |

The awards outflow is higher than the awards inflow because we started the season with a shortage of medals and ended the season with surplus medals. The surplus is sufficient to meet our demands for the first half of the next season. This also explains why lower tournament profit of the previous season (page 1) does not appear as drop on net worth chart (page 3).

We did not receive any membership rebates from the USFA head office this year. I will contact the USFA regarding this omission when I file our yearly statement with them over the summer.

The GMD Net Worth has increased steadily over the last few years and is currently at a record high. Special thanks to:

- Vice President Paul Rossi, who has significantly reduced the normally substantial Champlain Cup trophy costs, we should not assume that these savings will continue indefinitely.
- The VFA generously purchased a new perpetual Champlain Cup, saving the GMD an additional expense this year.

## Net Worth - As of 6/18/2012

As of 6/18/2012

