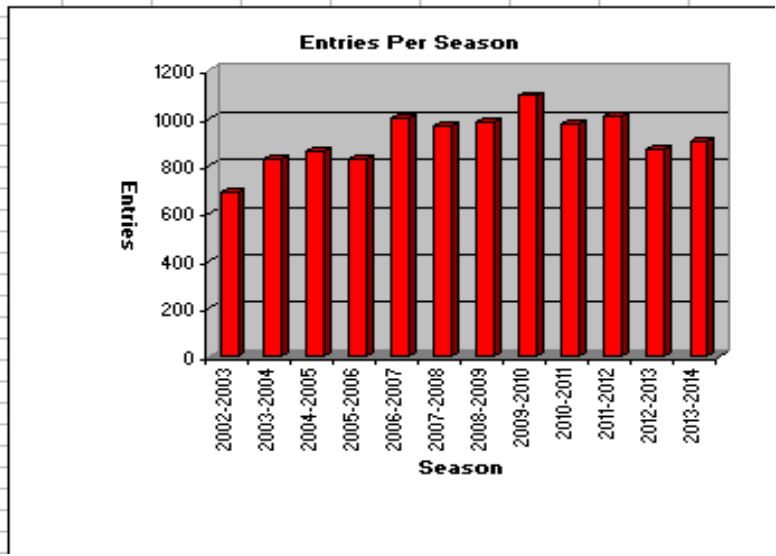
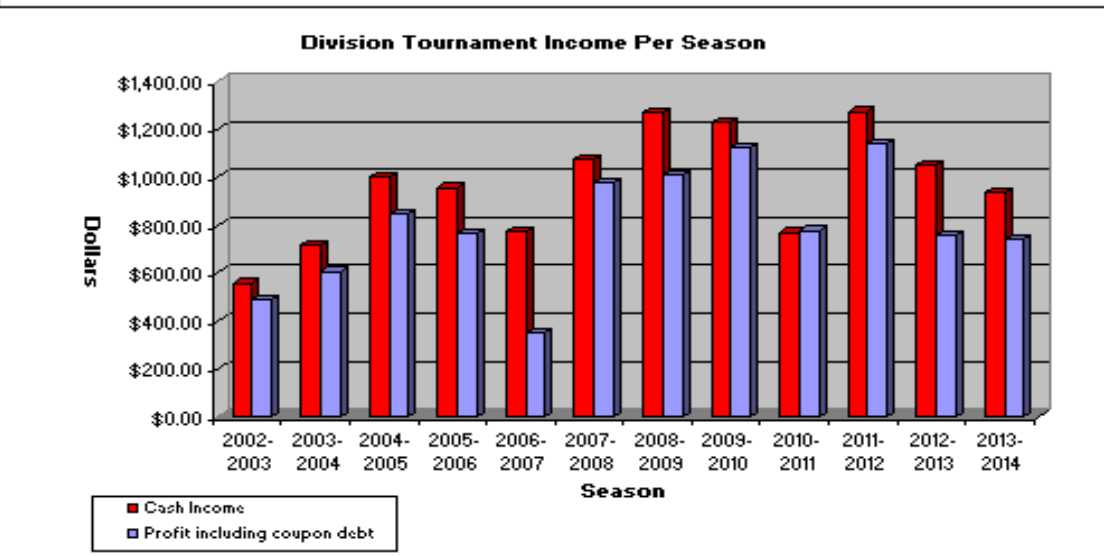
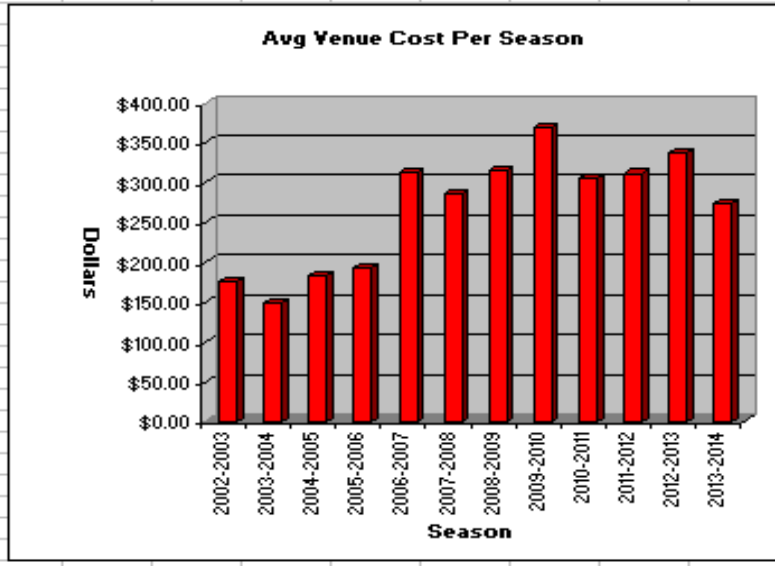
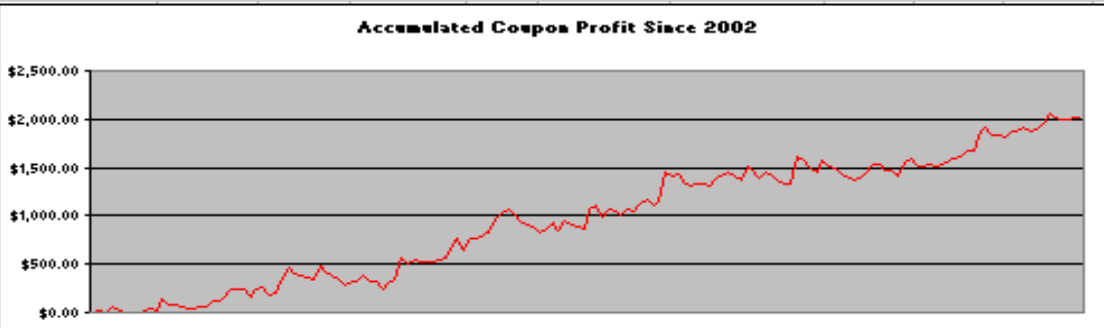


GMD Treasurer's Report for the 2013/2014 season

Tournament Summary

- The division tournament income is lower this year, despite lower average venue cost and similar attendance to the previous year. **Reason JO Qualifier had a record loss of \$240.00, significantly more than previous years!**

Season	Num Free Years	Num Paid Years	Average Venue Cost	Entries	Div Tournament Income	Div Tournament Profit With
2002-2003	5	9	\$175.86	689	\$557.45	\$491.45
2003-2004	4	11	\$149.09	830	\$716.53	\$606.53
2004-2005	4	7	\$182.86	864	\$1,000.43	\$845.43
2005-2006	4	9	\$192.50	833	\$956.90	\$766.90
2006-2007	6	10	\$312.78	1004	\$770.26	\$350.26
2007-2008	6	9	\$286.58	967	\$1,070.89	\$975.89
2008-2009	4	8	\$313.66	987	\$1,269.87	\$1,009.87
2009-2010	3	10	\$367.78	1097	\$1,226.53	\$1,121.53
2010-2011	2	10	\$304.75	977	\$768.01	\$778.01
2011-2012	3	10	\$311.15	1014	\$1,273.35	\$1,138.35
2012-2013	3	8	\$336.56	870	\$1,051.98	\$756.98
2013-2014	3	10	\$273.68	902	\$937.78	\$742.78



The GMD account balance has decreased by \$400 over the past year.

Category Description	8/1/2013- 7/31/2014
INFLOWS	
Awards	288.00
Donation	5.00
Dues	423.00
Entry fees	937.71
T-Shirts & Patches	60.00
TOTAL INFLOWS	1,713.71
OUTFLOWS	
Dues and Subscriptions	140.00
Grants	420.00
Office	99.00
Purchase Awards	1,018.70
Referee Course	335.00
Website	101.05
TOTAL OUTFLOWS	2,113.75
OVERALL TOTAL	-400.04

- USFA membership rebate backlog seems to have been resolved.

The GMD Net Worth remains healthy

